

FUSE-LINKS PVA, PV

- Small dimensions.
- High limiting and breaking capacity.
- Low power losses.
- The fuse-links do not contain harmful substances according to the RoHS Regulation (cadmium, lead and other).
- Utilization category gG for protection of lines, cables and other equipment against overload and short-circuit.
- Utilization category aM for protection of motors, overcurrent relays, contactors and similar devices only against short-circuit.

Fuse-links PVA, PV

I _n [A]	Utilization category gG				Utilization category aM				Weight [kg]	Package [pcs]
	Type	U _n [V]	Product code	Power losses [W]	Type	U _n [V]	Product code	Power losses [W]		
10 x 38										
0.25	-	-	-	-	PVA10 0.25A aM	500	40758	0.08	0.008	10
0.5	-	-	-	-	PVA10 0.5A aM	500	40759	0.07	0.008	10
1	-	-	-	-	PVA10 1A aM	500	40760	0.10	0.008	10
2	PVA10 2A gG	500	40748	0.50	PVA10 2A aM	500	40761	0.14	0.008	10
4	PVA10 4A gG	500	40749	0.85	PVA10 4A aM	500	40762	0.28	0.008	10
6	PVA10 6A gG	500	40750	0.95	PVA10 6A aM	500	40763	0.38	0.008	10
8	PVA10 8A gG	500	40751	1.15	PVA10 8A aM	500	40764	0.60	0.008	10
10	PVA10 10A gG	500	40752	1.30	PVA10 10A aM	500	40765	0.62	0.008	10
12	PVA10 12A gG	500	40753	1.40	PVA10 12A aM	500	40766	0.82	0.008	10
16	PVA10 16A gG	500	40754	1.90	PVA10 16A aM	500	40767	0.87	0.008	10
20	PVA10 20A gG	500	40755	2.40	PVA10 20A aM	500	40768	1.05	0.008	10
25	PVA10 25A gG	500	40756	2.70	PVA10 25A aM	400	40769	1.20	0.008	10
32	PV10 32A gG	500	06709	2.54	PVA10 32A aM	400	40770	1.80	0.011/0.008	10
14 x 51										
0.25	-	-	-	-	PV14 0.25A aM	690	06711	0.11	0.020	10
0.5	-	-	-	-	PV14 0.5A aM	690	06712	0.14	0.020	10
1	-	-	-	-	PV14 1A aM	690	06713	0.23	0.020	10
2	PV14 2A gG	690	06714	0.95	PV14 2A aM	690	06715	1.20	0.020	10
4	PV14 4A gG	690	06716	1.57	PV14 4A aM	690	06717	0.35	0.020	10
6	PV14 6A gG	690	06718	2.24	PV14 6A aM	690	06719	0.58	0.020	10
8	PV14 8A gG	690	06720	1.20	PV14 8A aM	690	06721	0.55	0.020	10
10	PV14 10A gG	690	06722	1.58	PV14 10A aM	690	06723	0.57	0.020	10
12	PV14 12A gG	690	06724	1.49	PV14 12A aM	690	06725	0.62	0.020	10
16	PV14 16A gG	690	06726	2.00	PV14 16A aM	500	06727	0.97	0.020	10
20	PV14 20A gG	690	06728	2.24	PV14 20A aM	500	06729	1.10	0.020	10
25	PV14 25A gG	690	06730	2.70	PV14 25A aM	500	06731	1.32	0.020	10
32	PV14 32A gG	690	06732	3.33	PV14 32A aM	500	06733	2.05	0.020	10
40	PV14 40A gG	500	06734	3.86	PV14 40A aM	500	06735	2.32	0.020	10
50	PV14 50A gG	500	06736	4.10	PV14 50A aM	400	06737	3.25	0.020	10
63	PV14 63A gG*	500	06738	5.35	PV14 63A aM*	400	06739	3.65	0.020	10
22 x 58										
16	PV22 16A gG	690	06740	2.23	PV22 16A aM	690	06741	1.10	0.060	10
20	PV22 20A gG	690	06742	2.24	PV22 20A aM	690	06743	1.21	0.060	10
25	PV22 25A gG	690	06744	2.90	PV22 25A aM	690	06745	1.55	0.060	10
32	PV22 32A gG	690	06746	4.10	PV22 32A aM	690	06747	3.09	0.060	10
40	PV22 40A gG	690	06748	4.52	PV22 40A aM	690	06749	3.52	0.060	10
50	PV22 50A gG	690	06750	6.45	PV22 50A aM	690	06751	3.95	0.060	10
63	PV22 63A gG	500	06752	5.82	PV22 63A aM	500	06753	4.98	0.060	10
80	PV22 80A gG	500	06754	6.82	PV22 80A aM	500	06755	5.28	0.060	10
100	PV22 100A gG	500	06756	7.81	PV22 100A aM	500	06757	6.20	0.060	10
125	PV22 125A gG**	500	18271	10.50	PV22 125A aM**	400	06758	7.55	0.060	10

* The fuse-link can be used only in the OPVP14 switch-disconnectors of cylindrical fuse-links see page H12.

** The fuse-link can be used only in the OPVP22 switch-disconnectors of cylindrical fuse-links see page H14.



FUSE-LINKS PVA, PV

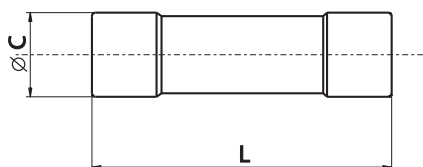
Specifications

Rated voltage	U_n	400 ÷ 690 V a.c. 250 V d.c.
Rated breaking capacity (RMS)	I_1	120 kA/400 ÷ 690 V a.c. (100 kA/PV10 32 A gG, 80 kA/PV14 63 A gG) 50 kA/250 V d.c. (10 kA/ PVA10)
Utilization category		gG aM
Discrimination		1 : 1.6
Standards		IEC 60269 EN 60269

Approval marks



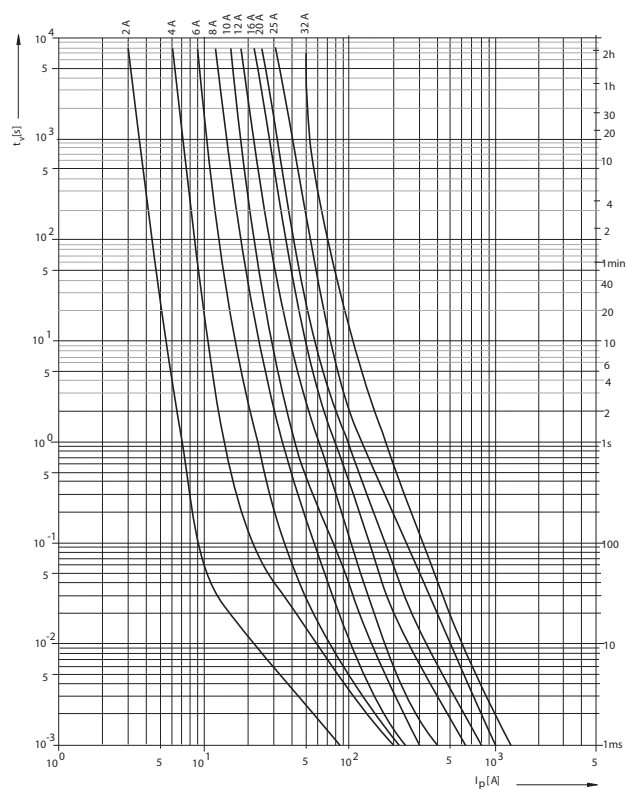
Dimensions



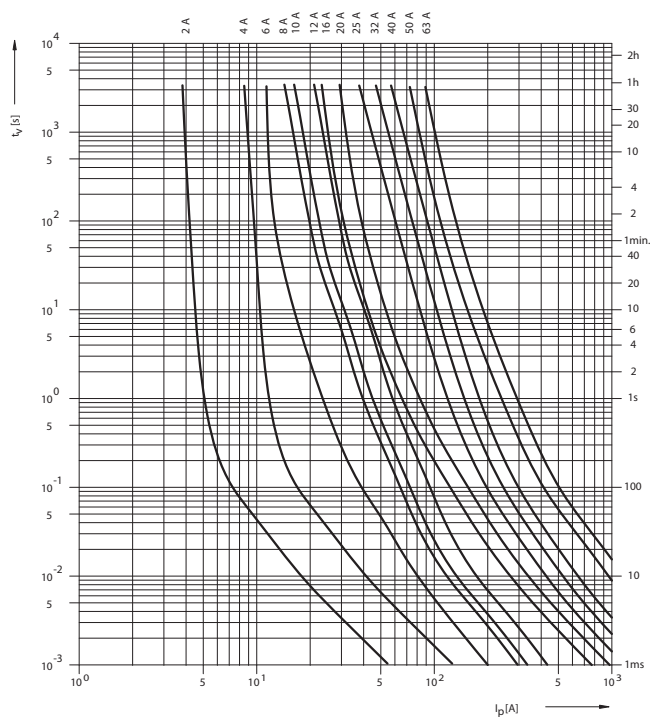
Type	Ø C	L
PVA10, PV10	10.3± 0.1	38± 0.6
PV14	14.3± 0.1	51 ^{+0.6} ₋₁
PV22	22.2± 1	58 ^{+0.1} ₋₂

Characteristics

Prearcing time/current characteristic
PVA10, PV10 gG



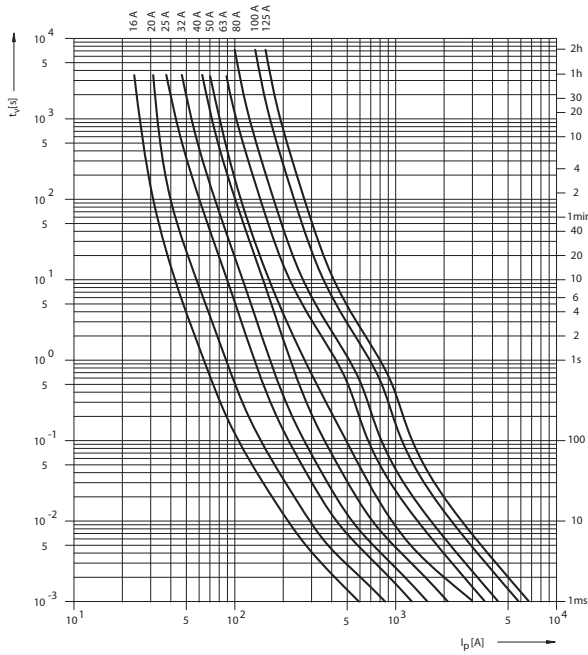
Prearcing time/current characteristic
PV14 gG



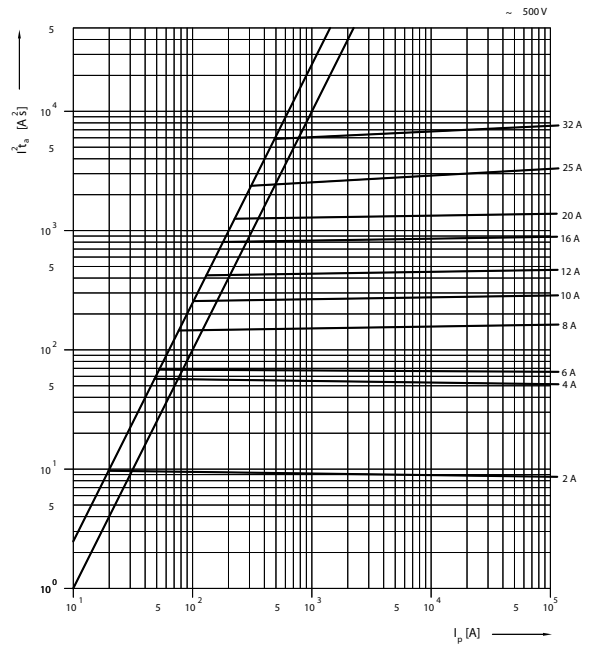
FUSE-LINKS PVA, PV

Characteristics

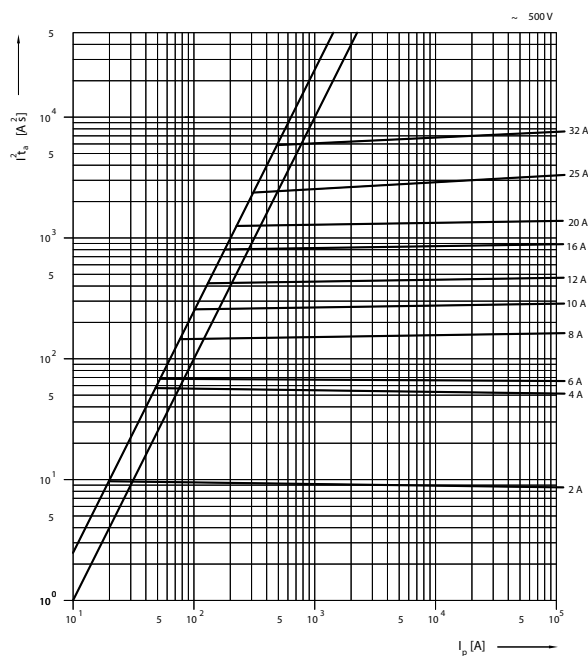
Prearing time/current characteristic
PV22 gG



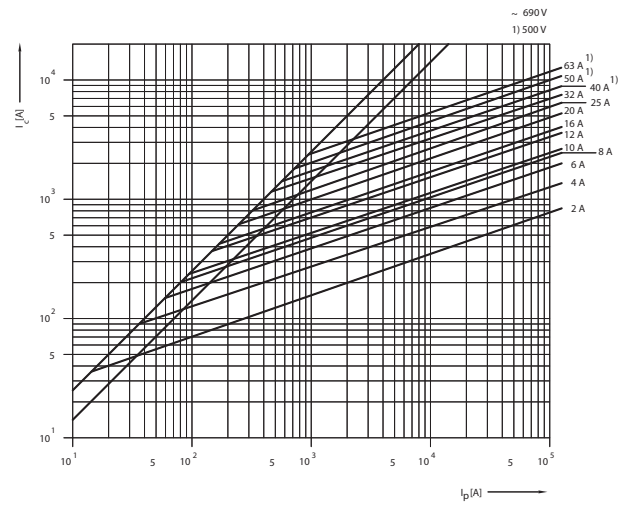
Cut-off characteristic
PVA10, PV10 gG



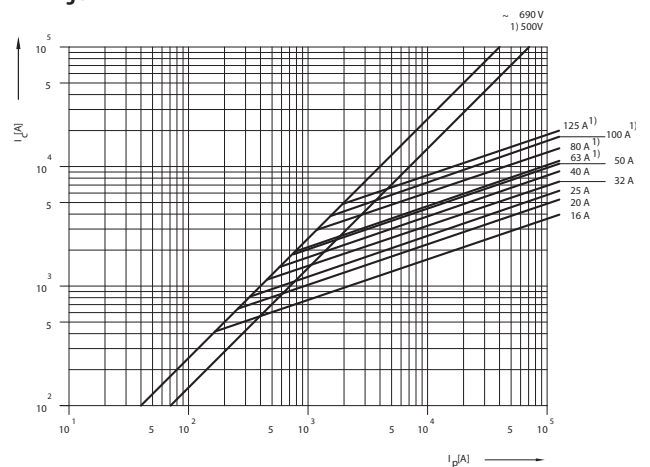
I^2 t_b characteristic
PVA10, PV10 gG



Cut-off characteristic
PV14 gG



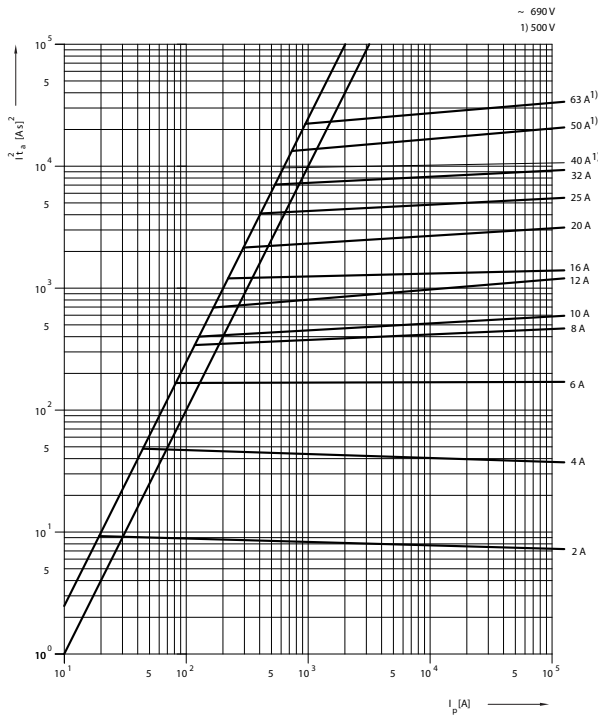
Cut-off characteristic
PV22 gG



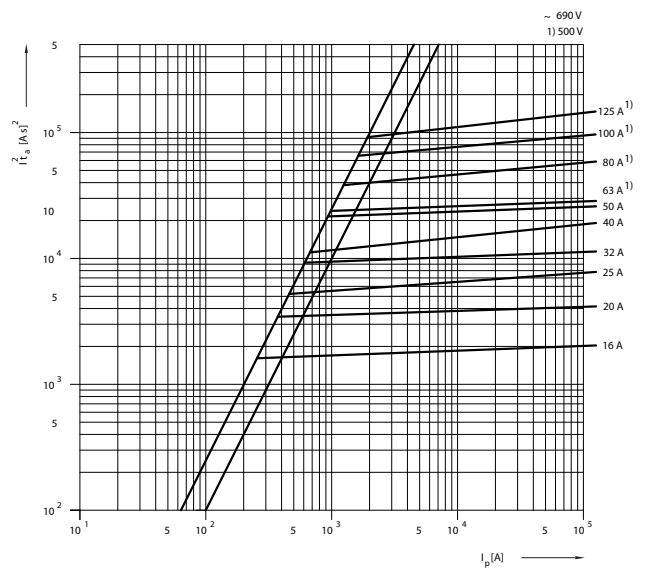
FUSE-LINKS PVA, PV

Characteristics

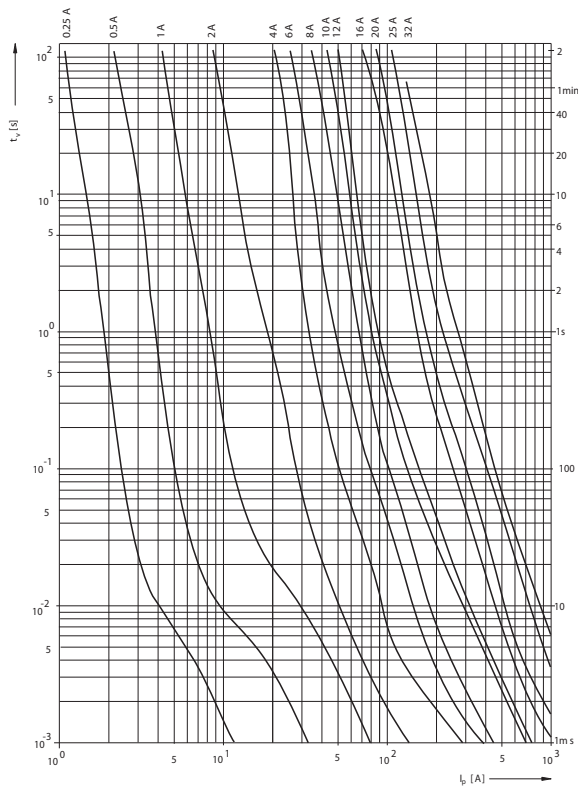
I^2t characteristic
PV14 gG



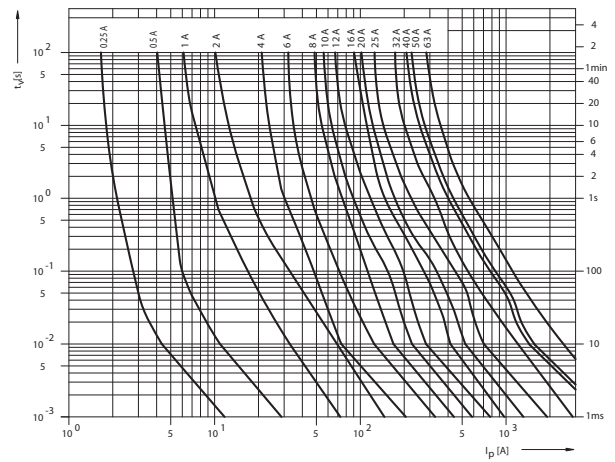
I^2t characteristic
PV22 gG



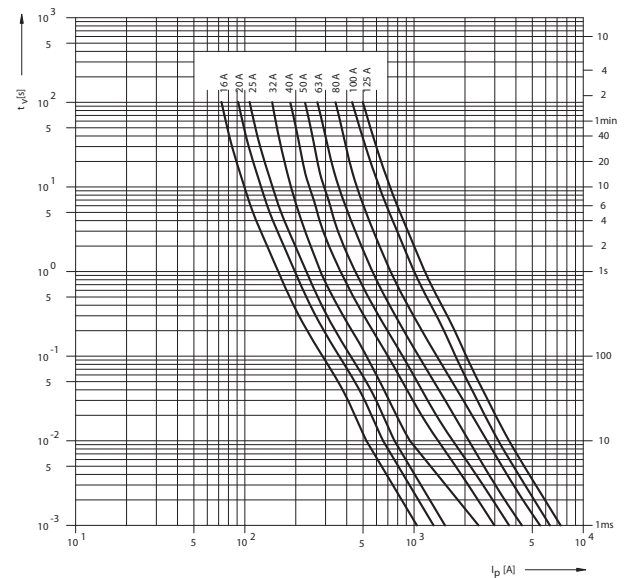
Prearcing time/current characteristic
PVA10 aM



Prearcing time/current characteristic
PV14 aM



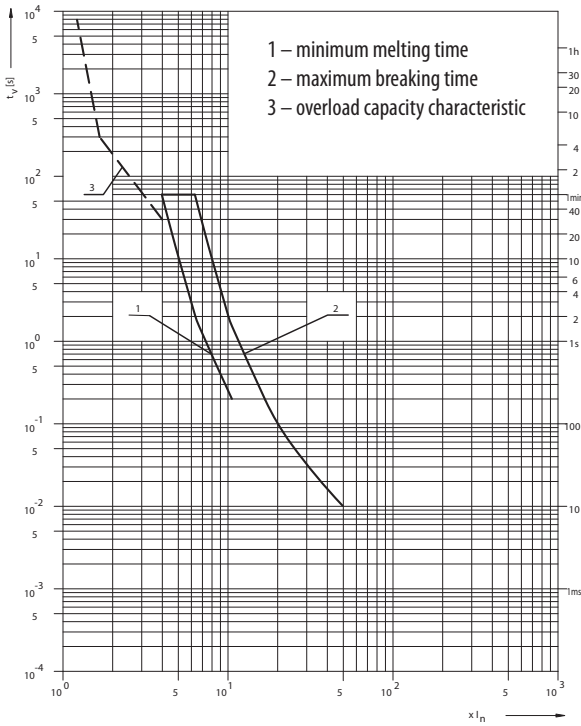
Prearcing time/current characteristic
PV22 aM



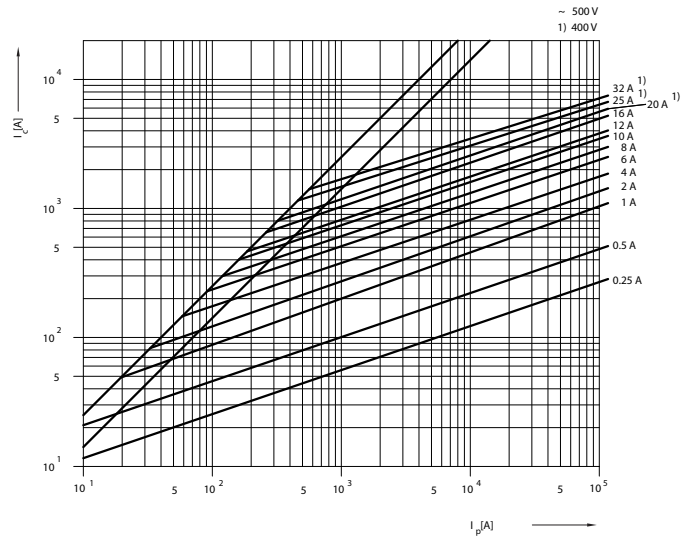
FUSE-LINKS PVA, PV

Characteristics

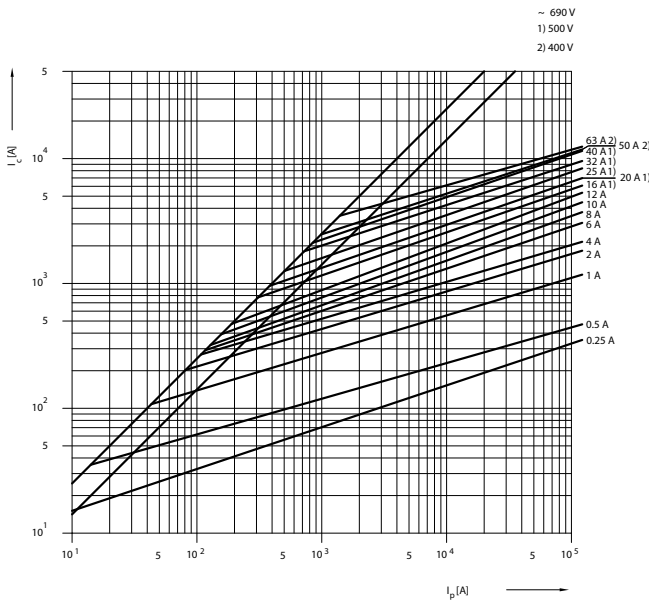
Time/current ranges
PVA10, 14, 22 aM



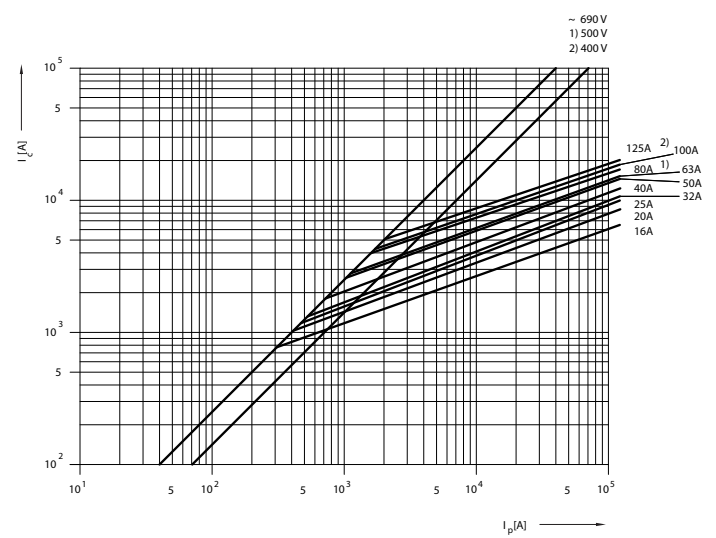
Cut-off characteristic
PVA10 aM



Cut-off characteristic
PV14 aM

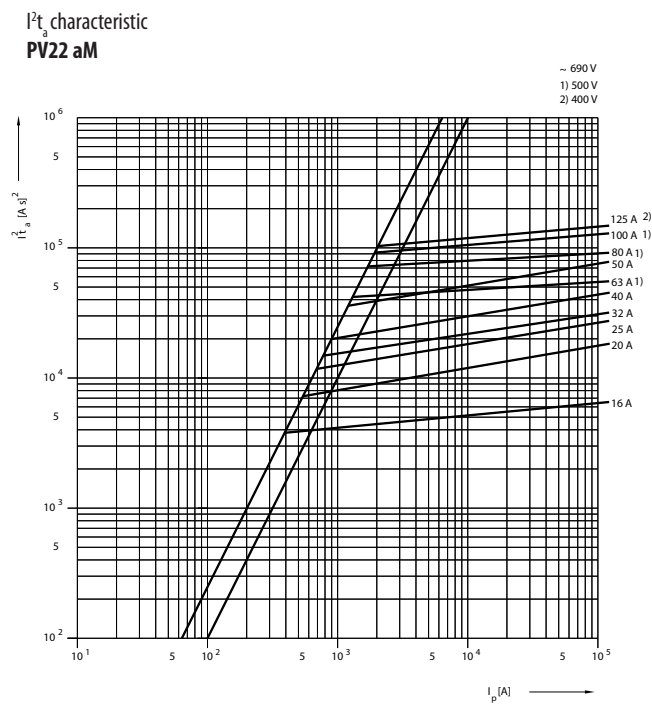
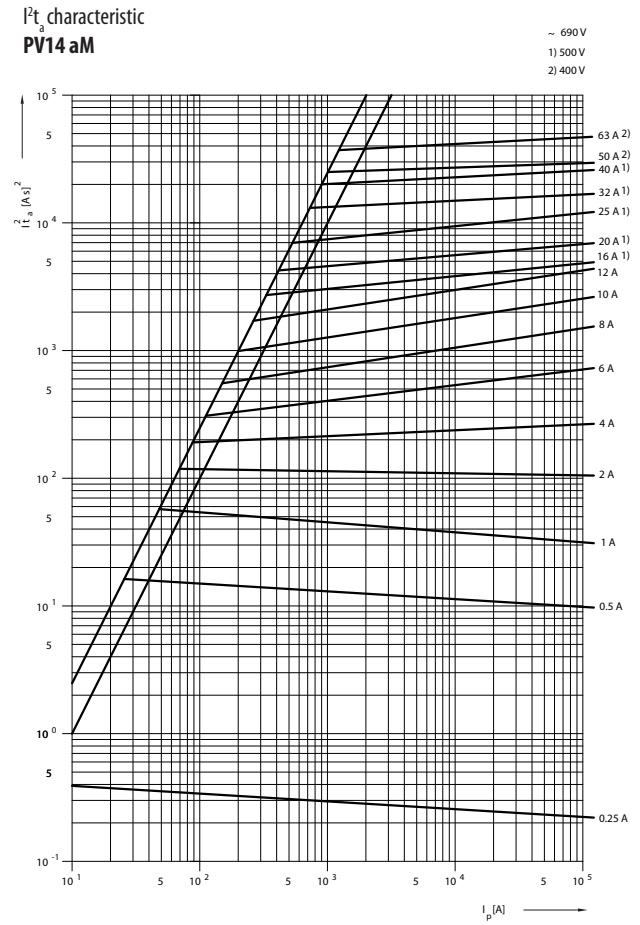
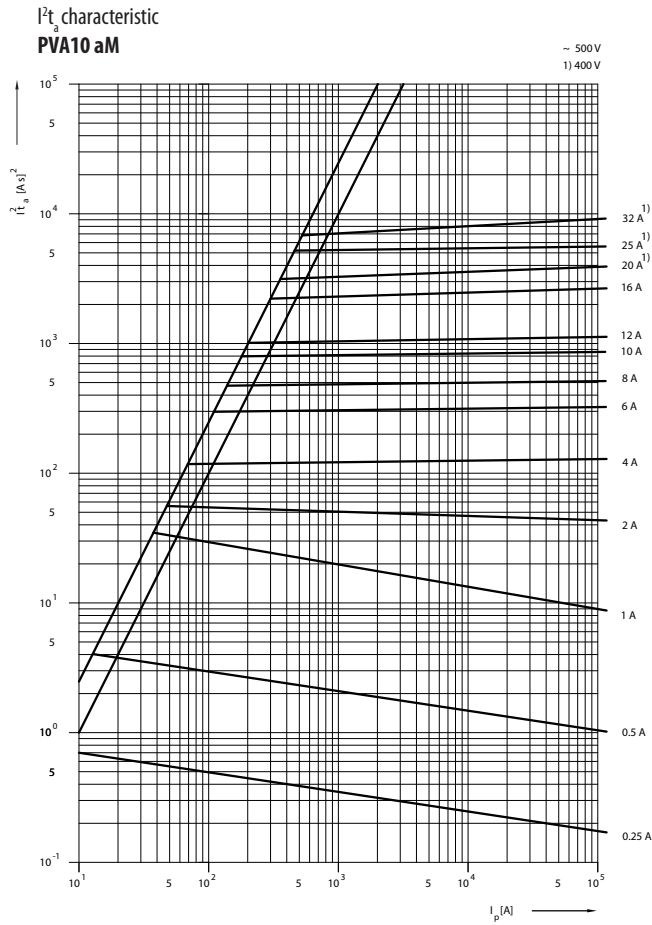


Cut-off characteristic
PV22 aM



FUSE-LINKS PVA, PV

Characteristics



Correction factor „k“ of I²t_a dependence on operating voltage U

$$(I^2t_a)_{f(U)} = k \times I^2t_a$$

PV10, 14, 22 gG, aM

